

RIGID DUMP TRUCK



Specifications

| | |
|--------------------|---|
| Max. Gross Weight | 171,870 lbs (77,960 kg) |
| Gross Engine Power | 525 hp (392 kW) |
| Max. Payload | 45 tons (41 t) |
| Heaped Capacity | 34 yd ³ (26 m ³) |

Features

- Rugged construction for reliability and long life
- High capacity body with large target-area for easy loading
- Long life emission-certified engine with exceptional fuel economy
- Dual-retardation gives operator the choice of using the oil cooled disc brakes or the hydrodynamic retarder for faster haul times
- Steps and full size doors on both side of the cab offers ease of access
- High speed driveline (40.4 mph – 65 km/hr) for high production

WORKS FOR YOU.™

SPECIFICATIONS

Engine

| | |
|---|--------------------------------|
| Engine | Cummins QSK19-C525 |
| Type | 4 cycle, turbocharged / CAC |
| Gross power @ 2,100 rpm (SAE J1995) | 525 hp (392 kW) |
| Net power @ 2,100 rpm | 495 hp (370 kW) |
| Engine emission meets Tier III USA EPA/CARB MOH 40 CFR 89 and EU non-road mobile machinery directive. Stage 3. | |
| Maximum torque @ 1,300 rpm | 1,775 lbf ft (2,441 Nm) |
| Cylinders/Configuration | 6 in line |
| Bore x stroke | 6.25 x 6.25 in (159 x 159 mm) |
| Displacement | 1,150 in ³ (18.9 L) |
| 24 volt negative ground electrical system. Two 12 volt 165 Ah batteries with master disconnect switch. 8.9 kW starter. Neutral start. 70A alternator with integral voltage regulator. | |

Transmission

Allison M5610AR automatic electronic control with Soft Shift feature. Mounted mid-frame for ease of access. Integral torque converter and planetary gearing. Six speeds forward, two reverse. Automatic lock-up in all speed ranges. Downshift inhibitor. Hydraulic retarder.

| | Forward | | | | | | Reverse | |
|--------|-----------------|-----------------|-----------------|-----------------|-----------------|-----------------|---------|-------|
| Gear | 1 st | 2 nd | 3 rd | 4 th | 5 th | 6 th | R1 | R2 |
| Ration | 4.00 | 2.68 | 2.01 | 1.35 | 1.00 | 0.67 | 5.12 | 3.46 |
| mph | 7.00 | 10.50 | 13.90 | 20.80 | 28.10 | 40.40 | 4.40 | 8.00 |
| km/h | 11.30 | 16.80 | 22.40 | 33.40 | 45.20 | 65.00 | 7.10 | 12.90 |

Frame

Full box section frame rails, integral front bumper, closed-loop cross-member and torque tubes of 42,000 lbf/in² (290 MPa) yield strength steel. Cross member connections are 95,000 lbf/in² (655 MPa) steel castings.

Suspension

Front: Terex manufactured kingpin strut-type independent front wheel suspension using self-contained, variable rate, nitrogen/oil cylinders.

Rear: Terex variable rate nitrogen/oil cylinder with A-frame linkage and lateral stabilizer bar.

| | | |
|-----------------------|-------|-----------------|
| Maximum strut stroke: | Front | 9.9 in (251 mm) |
| | Rear | 7.2 in (182 mm) |

Maximum rear axle oscillation ± 6.5 Degrees

Drive Axle

Terex heavy duty axle with single reduction spiral bevel gear differential, full floating axle shafts, and planetary reduction at each wheel.

| Ratios: | Standard | Optional |
|-----------------|----------|----------|
| Differential | 3.15:1 | 3.73:1 |
| Planetary | 5.66:1 | 5.66:1 |
| Total Reduction | 17.83:1 | 21.11:1 |



Tires

| | | |
|--|-------------------|---------------|
| Standard: | 21:00 R 35 radial | Rim width 15" |
| Front and rear | | |
| Consult tire manufacturers for optimum tire selection and correct ton-mile/h (t-km/h) capacity for application. Tires subject to availability. | | |

Brakes

Service – All hydraulic brake system. Transmission mounted pressure compensating piston pump provides hydraulic pressure for brakes and steering. Independent circuits front and rear. Each circuit incorporates a nitrogen/hydraulic accumulator which stores energy to provide consistent braking response.

| | | |
|---------------|--------------------------|--|
| Front: | Dry disc, diameter | 26 in (660 mm) |
| | Swept area, front, total | 928 in ² (5,985 cm ²) |
| | Pad area, total | 216 in ² (1,395 cm ²) |

Rear: Terex multi-plate oil-immersed brakes continuously cooled by oil flow supplied by a tandem pump on engine power take-off, and passing through a high capacity oil/water heat exchanger. Brake packs are sealed from contamination and are self adjusting.

| | |
|------------------------|---|
| Friction discs | 14 total |
| Diameter | 25.5 in (648 mm) |
| Braking Surface, total | 5,938 in ² (38,310 cm ²) |
| Cooling flow, maximum | 146 gpm (553 Lpm) |

Parking – application of rear brakes by springs in brake disc pack. Hydraulically released.

Retardation – modulated lever control of rear disc brakes or hydraulic retarder in transmission. 700 Hp (522 kw) continuous.

Secondary Brake System – push button solenoid control applies service and parking brakes. Automatically applies when engine is switched off. Parking brake applies should system pressure fall below a pre-determined level.

Brakes conform to ISO 3450, SAE J1473 Oct 90

Steering

Independent hydrostatic steering with closed-center steering valve, accumulator and pressure compensating piston pump.

Accumulator provides uniform steering regardless of engine speed. In the event of loss of engine power it provides steering of approximately two lock-to-lock turns. A low pressure indicator light warns of system pressure below 1,200 psi (83 bar). Steering conforms to ISO 5010, (SAE J53).

Maximum Tire Steering Angle 39°

Hoist

Two body hoist cylinders are mounted between the frame rails. Cylinders are two-stage with power down in the second stage. The body hydraulic system is independent of the steering hydraulic system.

| | |
|--|------------------------|
| Body hydraulic pump flow rate @ 2,100 rpm engine speed | 60 gpm (227 Lpm) |
| Body raise / lower time | 13 seconds / 9 seconds |



SPECIFICATIONS

TR45

Body

Longitudinal 'V' type floor with integral transverse box-section stiffeners. The body is exhaust heated and rests on resilient impact absorption pads. Full time exhaust is optional. Body wear surfaces are high hardness (360-440BHN) abrasion resistant steel of yield strength 145,000 lbf/in² (1,000 MPa)

| | | |
|------------|--------------|-----------------|
| Thickness: | Floor | 0.75 in (19 mm) |
| | Side | 0.39 in (10 mm) |
| | Front, lower | 0.39 in (10 mm) |

ROPS cab guard SAE J1040 Feb 86. ISO 3471

| | | |
|----------|------------------|---|
| Volumes: | Struck (SAE) | 25.6 yd ³ (19.6 m ³) |
| | Heaped 2:1 (SAE) | 34.0 yd ³ (26.0 m ³) |

Service Capacities

| | | |
|---|-----------|-----------|
| Engine crankcase and filters | 16.4 gal | (62.0 L) |
| Transmission and filters | 18.0 gal | (68.0 L) |
| Cooling system | 38.0 gal | (144.0 L) |
| Fuel tank | 160.0 gal | (606.0 L) |
| Steering hydraulic tank | 16.0 gal | (61.0 L) |
| Steering hydraulic system (total) | 22.5 gal | (85.0 L) |
| Body hydraulic tank | 57.0 gal | (216.0 L) |
| Body hydraulic and brake cooling system | 97.0 gal | (368.0 L) |
| Planetaries (total) | 17.4 gal | (66.0 L) |
| Differential | 15.8 gal | (60.0 L) |
| Front ride strut (each) | 3.7 gal | (14.0 L) |
| Rear ride strut (each) | 4.5 gal | (17.0 L) |
| Power take off | 1.0 gal | (4.0 L) |

Weights

| | | |
|-----------------------|-------------|-------------|
| Chassis with hoists | 61,365 lbs | (27,835 kg) |
| Body, standard | 20,500 lbs | (9,300 kg) |
| Net Weight | 81,870 lbs | (37,135 kg) |
| Payload, maximum | 90,000 lbs | (40,825 kg) |
| Maximum Gross Weight* | 171,870 lbs | (77,960 kg) |

For Unit Equipped With Optional Heavy Duty Body:

| | | |
|-----------------------|-------------|-------------|
| Chassis, with hoists | 61,365 lbs | (27,835 kg) |
| Body, heavy duty | 20,500 lbs | (9,300 kg) |
| Net Weight | 81,870 lbs | (37,135 kg) |
| Payload, maximum | 90,000 lbs | (40,825 kg) |
| Maximum Gross Weight* | 171,870 lbs | (77,960 kg) |

*Maximum permissible gross vehicle weight with options, attachments, full fuel tank and payload.

| | | | |
|---------------------|------------|-----------|-----|
| Weight Distribution | Front Axle | Rear Axle | |
| | Empty | 48% | 52% |
| | Loaded | 34% | 66% |

STANDARD EQUIPMENT

General

| | |
|---------------------------------|--|
| Accumulator steering | Horn, dual electric, 117db (SAE J 1105) |
| Air cleaners (2), two stage | Mud flaps |
| Automatic transmission | Nitrogen inflated tires |
| Body down signal | Operator arm guard |
| Body heating, exhaust | Parking brake (all wheels) |
| Body hoist, servo actuated | Rear view mirrors - 4 |
| Coolant filter | Transmission retarder or oil-cooled rear disc brakes |
| Diagnostic pressure test points | Retarder light - amber, rear |
| Downshift inhibitor | Reverse alarm |
| Dual brake system | Reversing light- quartz halogen |
| Electric start | Rock ejectors |
| Engine management system | Secondary brake system (all wheels) |
| Engine pan guard | Security kit |
| Exhaust muffler (body up) | Separate steering and body hoist hydraulic systems |
| Exhaust muffler, part time | Shed plates, rear tires |
| Fuel sight gauge | Side, tail, stop, direction indicators and hazard warning lights |
| Headlights - quartz halogen (4) | |

Cab

| | |
|--|----------------------------|
| Acoustic lining | Door lock |
| Air conditioner R 134A 18,500 BTU/hr (5.4 kW) | Floor mat |
| Armrest, operators door | Mug holder |
| FOPS protection (ISO 3449/SAE J 231) | Radio/cassette player |
| Heater and defroster (10.3 kW - 35,000 BTU/hr) | Seat, passenger |
| Interior light/courtesy light | Seat belts SAE J386 |
| ROPS protection (body cabguard) (ISO 3471/ SAE J1040) | Steering column adjustable |
| Air suspension seat with high back, headrest and 4-point harness | Sun visor, full cab width |
| Window, electric - operators door | Tinted glass |
| Windshield wipers - 2 speed and washers | Utility compartment |

Controls

| | |
|--------------------------|--------------------------|
| Battery isolator | Power/economy key switch |
| Auto transmission shift | Manual mode key switch |
| Transmission test button | |

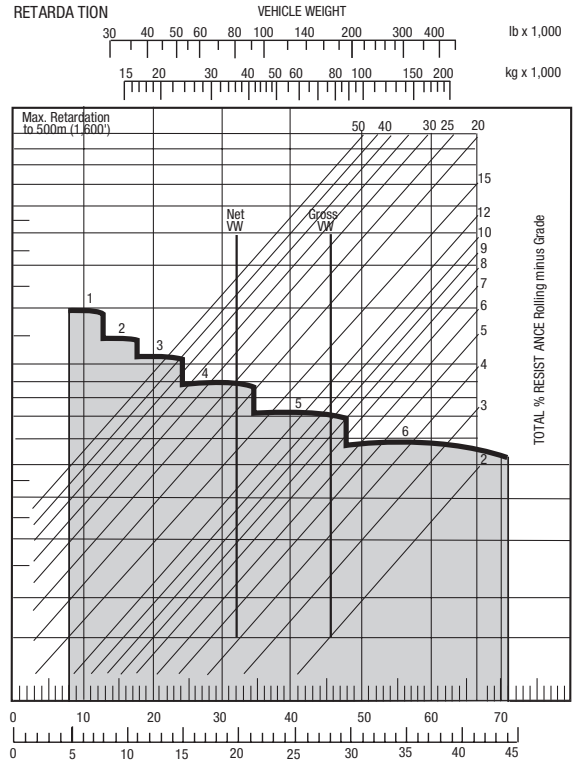
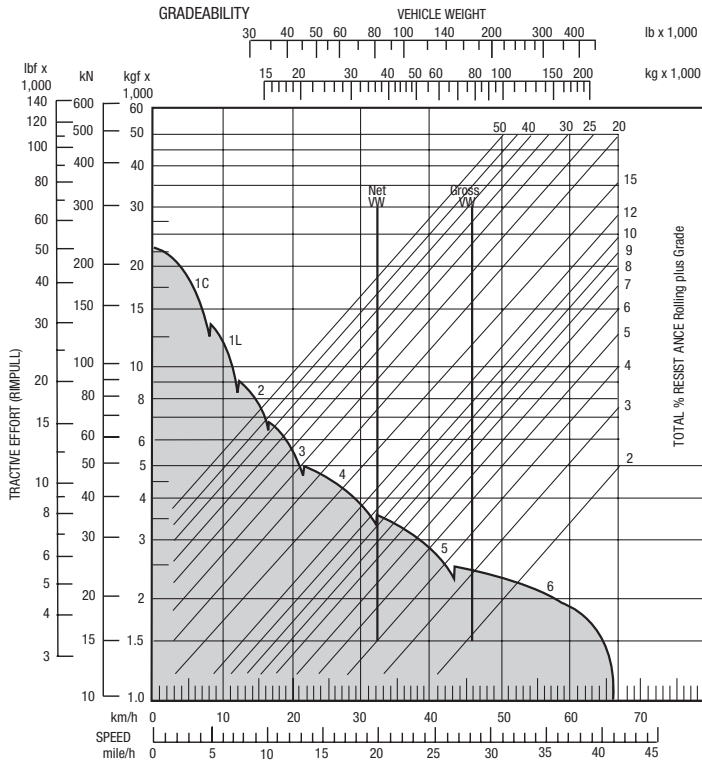
Gauges

| | |
|---------------------|---------------------------|
| Engine coolant temp | Speedometer/odometer |
| Engine oil pressure | Tach/hourmeter |
| Fuel | Transmission oil pressure |

WORKS FOR YOU.

PERFORMANCE DATA

Graphs Based On 0% Rolling Resistance



STANDARD EQUIPMENT

Indicator Lights Only

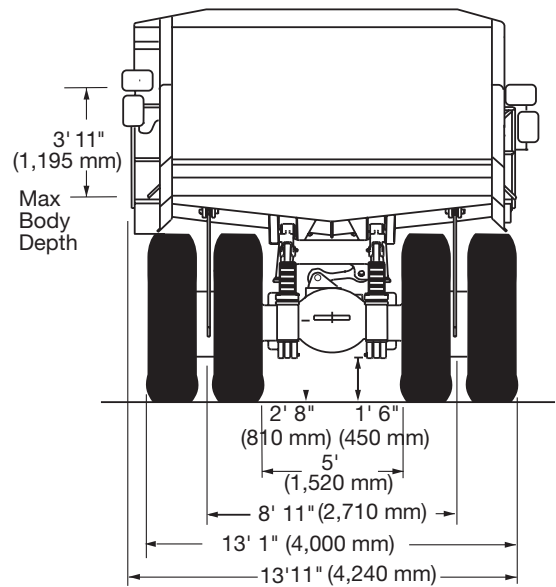
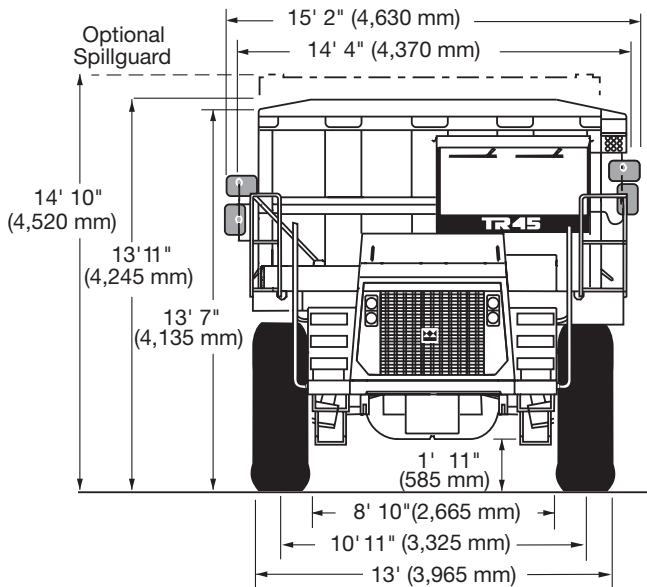
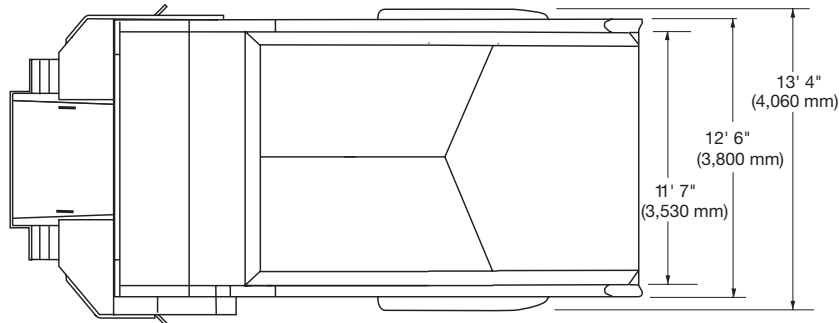
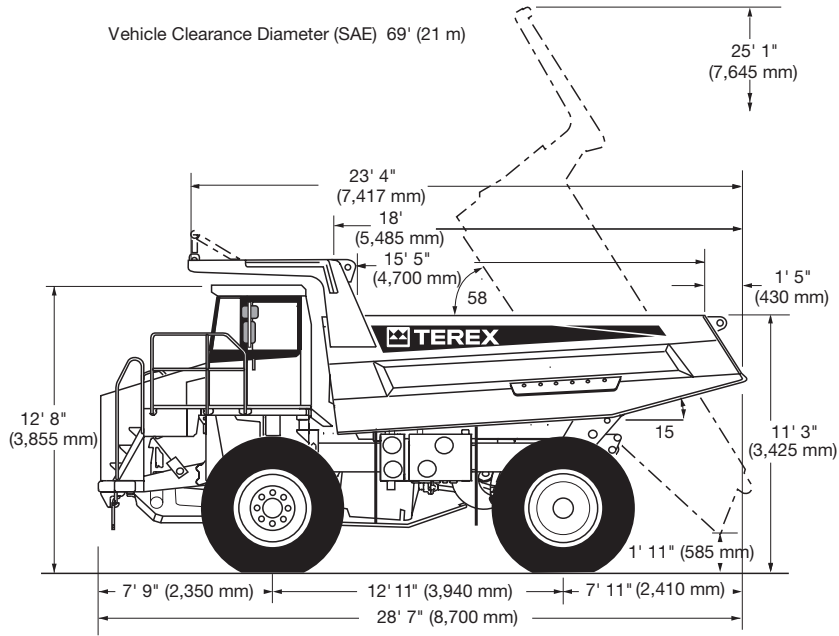
| | |
|-------------------------|---------------------------------|
| Air cleaner restriction | Headlamps, main beam |
| Alternator not charging | Parking brake on |
| Body up | Retarder on |
| Brake oil temp | Steering filter restriction |
| Converter drive | Transmission "check" |
| Coolant level | Transmission filter restriction |
| Coolant temp | Transmission manual mode |
| Direction indicators | Transmission oil temperature |
| Engine oil pressure | Warning light test |
| Rear view camera | |

Indicator Lights & Alarm

| | |
|------------------------------|-----------------------------|
| Brake pressure, front & rear | Steering/brakes oil level |
| Steering pressure | Transmission "do not shift" |

DIMENSIONS

TR45



WORKS FOR YOU.™

OPTIONAL EQUIPMENT

General

| | | | |
|--|--|--|--|
| Automatic lubrication | Differential, no spin | Fire extinguisher | Spillguard extension, folding |
| Beacon, flashing amber | Differential 3.73:1 | Fire suppression system | Tachograph |
| Body, heavy duty | Engine pre-lube starter | Flashing strobe reverse light | Television monitor, rear view |
| Body, 40-ton (36.3t) payload | Exhaust muffler, full-time | Front brake pressure reduction selector & sensor | Oil drain kit, engine and transmission sumps |
| Cold start kit | Fan clutch | On-board weighing system | Fast fuel adapter |
| Body wear plates (floor, end, side and front protection) | Low Height Package 18:00 x 33 bias ply tires Body Struck (SAE) 22.5 yd ³ (17.2 m ³) | Custom options may be available upon request | |

terex.com

Effective Date: April 2010. Product specifications and prices are subject to change without notice or obligation. The photographs and/or drawings in this document are for illustrative purposes only. Refer to the appropriate Operator's Manual for instructions on the proper use of this equipment. Failure to follow the appropriate Operator's Manual when using our equipment or to otherwise act irresponsibly may result in serious injury or death. The only warranty applicable to our equipment is the standard written warranty applicable to the particular product and sale and Terex makes no other warranty, express or implied. Products and services listed may be trademarks, service marks, or trade names of Terex Corporation and/or its subsidiaries in the USA and other countries. All rights are reserved. Terex is a registered trademark of Terex Corporation in the USA and many other countries. © 2010 Terex Corporation.

8800 Rostin Road, Southaven, MS 38671 USA
1.888.90.TEREX (83739)



WORKS FOR YOU.™